

# The Super Rough Guide to Turret Peak

Very much in progress

Dec 2018

**Access:** Check with the MCSA.

**Season:** Not sure, still working that out. Sept –Jan?

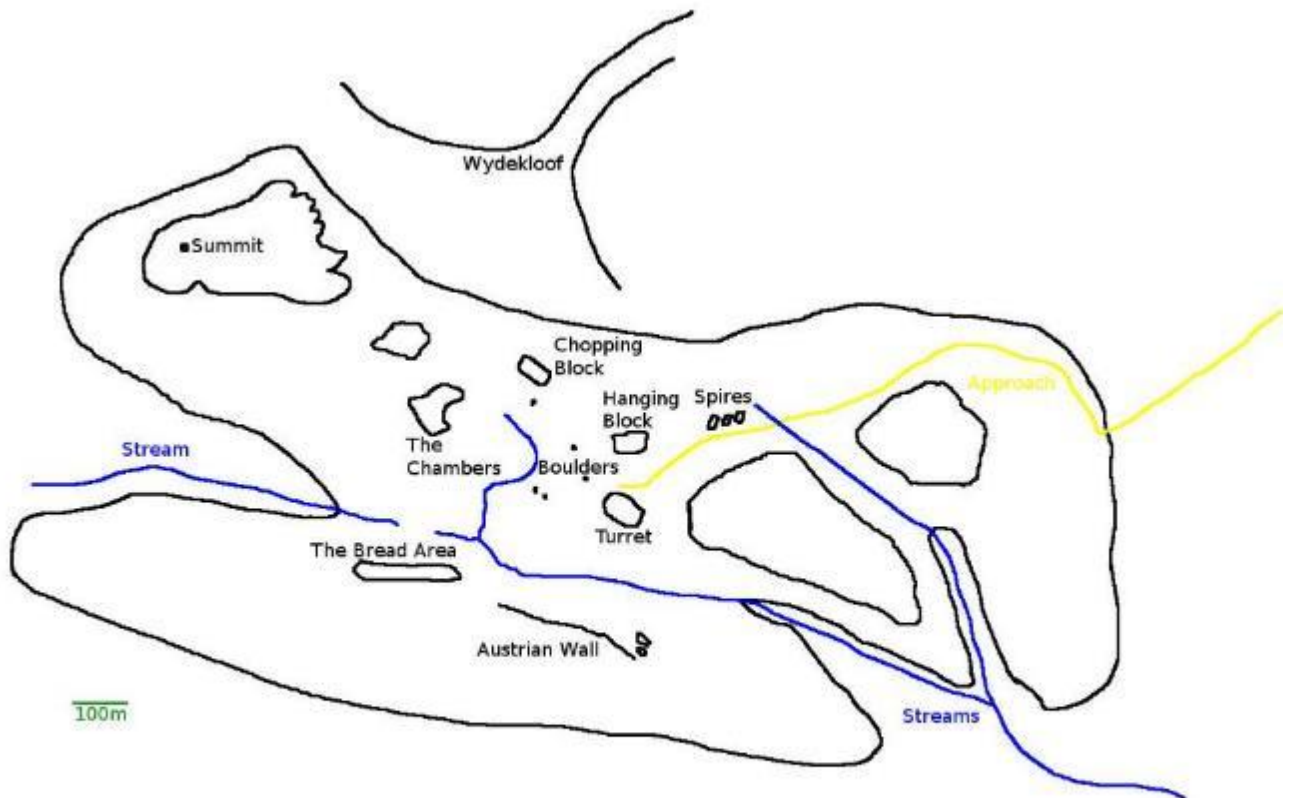
**Sleeping:** There is a neat little cave between the Spires and the Turret. Can sleep 4-5 comfortably. More if you are cosy.

Good camping spots in between the boulders.

**Water:** Some good spots on the stream running between the boulders and The Chambers. Stream heading SE from Spires has some large pools that should have water longer the stream in the boulder area. There are some spots in the stream below the Austrian Wall and heading down stream from there that should have water if the stream running West from the Turret is getting dry.

Please email new routes, corrections etc to Richard Halsey

([rihalsey@gmail.com](mailto:rihalsey@gmail.com))






# Approaches:

## 1. Wydekloof.


See MCSA website

## 2. Eastern Slopes.

Suggested to fill up water at the tap by the parking. From the MCSA parking, walk out the gate and across the road. Turn left and follow that track for a short way before turning right and up through the fynbos to reach another jeep track (this is an old rough track on the mountain slope, NOT one of the lower ones next to the fields. Along this section of the jeep track, it goes through a dip that may have running water. Follow this track until it ends (not very far, and by a rocky outcrop with a small metal antenna of sorts). From the end of the jeep track head up and left onto a blunt, rocky ridge. This offers cleaner walking than the bush on the sides. When the exposed ridge ends continue up and left towards the (hopefully) obvious, shallow gully. You're aiming for the notch in the skyline, this is the key to the approach, so don't miss it, there are rock bands on each side. As you get towards the notch, it gets steeper and there are more Proteas (although many are burnt from a fire in about 2014. Once through the notch start heading right and up. There should be cairns although a bit spaced, and there are a few levels you can go right on. Above the notch is a small, rocky peak. Curve rightwards around it until you look across a small valley with a stream. The Turret is on the far side.








## Climbing Beta:

The majority of routes are single pitch, and there is climbing in all orientations so you can find sun/shade.

Gear: Double 50m ropes are fine. Many shorter routes can be done on a doubled up 60m half rope. Special gear (Big cams, micronuts etc) are indicated otherwise a standard rack

Decent: Either rap or scramble off the back of features. If you can't scramble off, there are usually big solid features to put tat around, but use your judgement. Red arrows indicate where rap points were at time of ascent, but these may have been moved or mysteriously disappeared. Other than the popular rap points (such as on the Turret), there are unlikely to be biners, and the ropes would have been pulled through the tat, so again take care. Moral of the story: **bring lots of tat with you!**

 - symbol for rap points

### Suggested Tick Lists

#### Top 3 areas for quality:

Turret, The Chopping Block, Thee Gulley

#### Top 3 areas for easier routes:

Stove Legs, The Sausage Factory, The Chambers

### Top routes across grades

Dreamliner (26/27)

Whipper Taal (25)

Outlander (24)

Dominatrix (23)

Tsotsi Number 1 (22)

The Gatekeeper (22)

The Zenith Breath (21)

Head in the Clouds (19)

Helium Jive/Direct (18/21)

Groove Theory (17)

Maple Syrup (16)

Bangers and Ladders (14)

### Crack climbing

Sourdough (26)

Mirror Mirror (25)

Tsotsi Number 1 (22)

The Looking Glass (19)

### For those who like a bit of spice:

Phobophilia (26)

Jimbo route on Chopping Block (26)

Separation Anxiety (22)

Emotional Support Peacock (21)



# The Turret



0. Revelation (20) RH 2019

1. Dirk's Route (19) \*\*\*

DV, MT

2. The Bartizan (20) \*\*\*\*

RH, DS, JL

3. Rapunzel (29) \*\*\*\*

JS 2016


4. Turrets Syndrome (14) \*\*\*

RH, MT

5. First Up (15) \*\*\*

JL, DS

# The Turret



4a. The Dark Side (25, 21) \*\*\*\*

JS, RH 2016

4b. Meteor (20A1, 15) \*\*

RH, SC 2016

5. Chasing the Scream (23, 24)

TV, DS

6. Head in the Cloud (19) \*\*\*\*\*

KM, TV

7. Maple Syrup (16) \*\*\*\*

TV, KM

8. Seet Stagghgt (19) \*\*\*\*\*



GB, PO, DS, 2016

9. Dreamliner (26+) \*\*\*\*\*

DS



# The Turret




10. ??  
CN, NR

11. Aletas con Heuvos (24) \*\*\*  
A tad scary on the face, marginal gear.  
RH, DS

12. Eighteen Shades of Grey (18) \*\*\*  
JL, KV



# The Spires



1. The Fine Edge of Decency (15) \*\*\*

JL, DS

2. Lunar Maria (24) \*\*\*\*

RH

3. Fractal Fin (23) \*\*\*

RH, DV

Crow Moon (19) \*\*\*

Nice climbing, but first good gear pretty high

RH, SC

# The Spires



- 3. ??(?)  
TV, KM
- 4. ? (?)  
KM, TV
- 4b (18? ) \*\*\*  
SC, WG
- 5. Willy Nilly (13) \*\*\*  
MT, DV, RH
- 6. Phallusity (16) \*\*\*  
RH, DV





L>R

Schizo Salamander \*\*\*\*\* 22/23

Starts on the right side of that arete at a rail. Climb up left to the protruding, featured rock, then onto the slab above. Step back right into an open book of red/orange rock, gain the overhang above and follow the feature right to the top.

SC, WG 2017

Bromancing Bunnies (23/24) \*\*\*\*\*

This line straddles the black/orange divide, going directly up. A red X4 cam may be useful.

WG, 2017

The Opportune Baboon (18) \*\*\*

SC, WG, 2017

Paper Tiger (20) \*\*\*\*\*

WG, SG 2017

Psyched Sloth (19) \*\*

WG, LE, 2016

Anti-Social Ant ( )

SC, 2017

On the South side of the Zoo is a free standing pillar, right of which is a good warm up route at about 16 which takes an obvious crack feature.

Single Stripped Zebra (17)\*\*\*

Located on the backside (south) of the Zoo.

The route follows the single large black streak up the block. Start with an overhand and head up straight over black terrain"

SG 2017

# Stormtrooper Spire



1. Blaster (20) \*\*\*\*

JL 2017

2. Stormtrooper (18) \*\*\*\*

GR 2017

3. First Order (17)\*\*\*

JL 2017

4. Academy for Young Imperials (15) \*\*\*\*

GR 2017



## Between Storm Trooper Spire and Turret



L>R

(15?)

LE

(21?)

SC, RH

IP


WG

(17?)

WG, LE

# Hanging Block

## South side



### 1. Blockotomy (12) \*\*

Over the obvious, jammed, hanging block and up the corner on jugs.

OW, KL, 2016

### 2. The Mentalist (21) \*\*\*

RH, MT 2016

### 3. Mental Block (21),

Up the corner right of the hanging block onto the ledge and pull through the roof.

DS, OW, KL, 2016



## Hanging Block North side



L>R

Mental Well Seeing (12) \*\*\*  
RH, FW 2018

Mental Wealth (17) \*\*\*  
RH, FW 2018

# Hanging Pinnacles

## South side of the Hanging Block



L-> R

Surprisingly Curvaceous Pirate (17) \*\*\*

DS, OW, KL (2016) – probably also in 2014 and lost in midst of time...

We Started an Owl (12) \*\*

RH, MB, 2016

Flower Tower (14) \*\*

RH, MB 2016

Floral Kingdom (13) \*\*

RH, 2016

Succulent City (14)\*\*

RH, 2016





## Hanging Pinnacles

### South side of the Hanging Block

L-> R

Bitchin' Barrel (17)

RH, FW 2018

Ride it out (18)

RH, MP, MB2

Hang 10 (14)

MP, MB2, RH



## The Puzzle Prow

### East side of Hanging Block

L-> R


Jack the Riddler (23/24?)\*\*\*\*\*

Al elegant series of spaced flat edges  
leads up a blunt arête to a flake.


RH 2018



# The Chopping Block



# The Chopping Block



1. Helium Jive (18) \*\*\*\*\*

RH, MT, DV

2. Helium Jive Direct (21) \*\*\*\*\*

TV, DV, KM

3. Groove Theory (17) \*\*\*\*\*

RH, JL, DS

4. Blockhead (17?) \*\*\*

DV, RH

5. ?

CE, CS?

5A. Vaders Jam (18)

MT, GP, AH

6. Flower Flame Bay (20R) \*\*

RH, MB

7. Butter Wish (16) \*\*\*\*\*

RH, DV

8. Sweeny Todd (23)

DS, KL 2016

9. Monk by the Sea (17)

GP, MT

9b. Battle Axe Boogie (21)

GB, MT

10. Vertebral Pleasure (17) \*\*\*\*

TV, JL

11. Scotch Crotch (21) \*\*\*

GB, DS 2016

12. The Magnetosome (21) \*\*\*

RH, DS.

13. ??


WL, CE?

14. Delicatessen (24) \*\*\*\*\*

JS 2016



# The Chambers



To get:

WG, LE three on the front left thingie

SC, and WG something on back of chambers



Get front pic

L-> R

xxx



L-> R

xxx



L-> R

Decompression Chamber (21)\*\*\*\*

Up the steep overhanging prow.  
RH, MB2 2018

Ape Postrophy (14) \*\*\*

MB2, RH 2018



Steep prow and 'tufa' in The Chambers. Pic: Freda Walters



1. Chamber of Commas (18) \*\*\*  
JL, TV




L ->R above

Emotional Support Peacock (22) \*\*\*\*\*  
Up the crack then left to the funky tufa feature (a  
tad runout).  
RH 2018

Chamber Made (17) \*\*  
RH, MB 2016

One in the Chamber (16) \*\*  
RH, MB 2016





Left of 1.  
 Rails left under roof, (?)  
 LE  
 1. ?? (23)  
 UP, Mt  
 2. ?? (19)  
 UP, MT  
 3. ?? (19)  
 UP, MT  
 4. ?? (16)  
 MT, UP  
 5. ?? (17)

MT, UP

6. ??  
 CN, NR

7. Going Nowhere Slowly (17)  
 DS, RH

8. Bisquito (20)  
 RH, DS.

# The Chambers - Back



L>R left (back of Chambers)

Chamber Of Secrets (18)  
JS 2016

Chamber's End (15)  
CS 2016



L ->R

Dominatrix (22/23) \*\*\*\*\*

Looks improbable, but there is gear!  
JS, 2016

Madame Catsuit (17) \*\*\*  
RH, 2016

Gimp (16) \*\*\*  
JS, RH 2016

Chamber of Love (22)  
JS, 2016

Sandcastles (20)

RH, MP (2018)






Crack feature behind the Chamber of Love

Break within (19) \*\*\*

RH, MP, MB (2018)



West Wing

L-> R

Elevator Pitch (19) \*\*\*

RH 2016

Side Step (20) \*\*

RH 2016



Between Chambers Back  
and The Outlook

Bird On A Wire (17)

DS, KL 2016



Left of Bird on a Wire


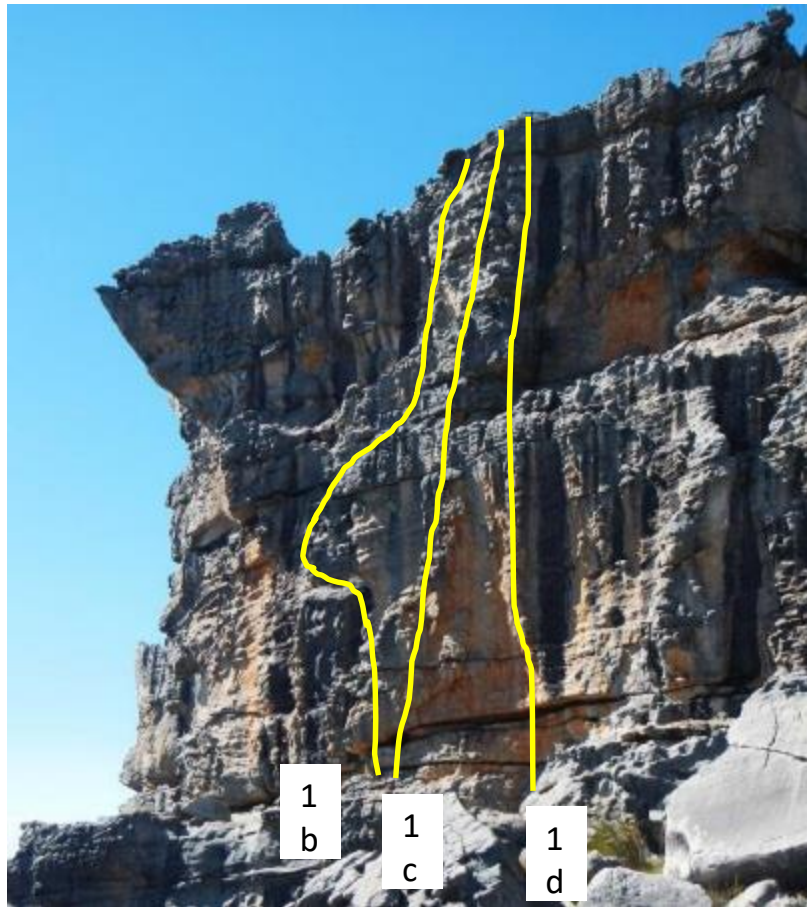
The Looking Glass (19) \*\*\*  
RH, MP, MB2

Mirror Mirror (25?)\*\*\*\*  
Pull through the lower roof to the technical tips  
crack. Take small gear.  
RH 2018



# The Outlook

Between The Chambers and the Summit, eastern side



- Red -Daedalus (16)  
UP, AH
- Green - Theseus (16)  
UP, AH
- 1 Trumpedoe (16)  
SJ, IP 2016
- 1a Build a Wall (17)  
JPD, M? 2016
- 1d Klemptocracy (13)  
RH 2016
- 1c Death of a ladies man (14)  
MP, BG
- 1b So Long Marianne (15)  
BG, MP

## Stove Legs

Just downhill (north east) from the Outlook



2 Cedarlove (17) \*\*\*

SJ, IP 2016

2a Pyrocumulus (16) \*\*\*\*


RH, SJ, IP

2b Trumpet (15) \*\*\*

IP, SJ, RH



## Stove Legs East



3 Hallelujah (20)

SJ, IP 2016

3a Orange is the New Black (24) \*\*\*

RH, SJ, IP 2016

3b Clouded Judgement (16) \*\*\*

RH 2016

3c The Dough Hawk (14) \*\*\*

RH 2016

3c1 From Russia with Love (16) \*\*\*

Start under finish of TS, left of large roof. Up face, step left over open book and then up to TS

3d. Trump Surprise (18) \*\*\*

JPD, M?

3e. ???

LE, WG

3f between #e and 3b: xxx ()

DS, AT 2016





Right of the Cave

L>R

Best Foot Forward (18) \*\*\*

WG,

Stove Top Echo (17) \*\*\*

Needs photo. Right end of one of the walls,  
goes through overhand halfway up

WG

## The Other Legs

About 150m north west of the Stove Legs




4 Post-truth (17) \*\*\*

SJ, RH 2016

4a Red State (18) \*\*\*

RH, SJ 2016

# The Fins



The Heart Break (22) \*\*\*\*

Start at the outline of the heart and climb the break. Avoid the loose shield and move 1m right and up the arête (without stemming left on next fin). Move back left under roof and up glory finish.

RH, MT 2016

Darth Wyde Kloof (17) \*\*\*

JS, RH, MP 2016

Return of the Turedi (22) \*\*\*\*

RH, MP

Rebel Pinnacle

Rebel Forces (17) \*\*

Nice feature, some poor rock

RH, MP 2016




# **The Football field**

## On the Wydekloof side of THEE Gulley



Great Balls for Higher (17) \*\*\*  
RH, MB 2016

# The BOW (Big Orange Wall)



L ->R

Out of Kilt (18) \*\*  
RH, JS, 2016

Petraphilia (19) \*\*\*  
RH, 2016

Phobophilia (26) \*\*\*  
Committing and a bit scary  
JS, 2016

## THEE Gulley

Left of the Big Orange Wall as seen from the bivy cave



Inside Thee Gulley. Shady most of the day.

L > R

Minus Onsie (22?) \*\*\*\*

Start ~3m left of ER. Bouldery start past a vertical side pull crack then straight up to the finish level of ER.

JS 2016

Elephant 'n the Room (23) \*\*\*\*

Climb straight up opposite the perpendicular gulley through a tricky grove and then the steepness above. Can abseil from mushrooms before the easy slab.

RH 2016

The Zenith Breath (21) \*\*\*\*\*

Start up ER, but after a few meters head up diagonally right up a series of vertical corner cracks all the way to very top of the crag.

RH, JS 2016



## Thee Gulley: Summit side exit



L > R

Scrotos (21) \*\*\*

RH, 2016

Otter's Pockets (18) \*\*\*\*

GB, DS 2016



L > R

Pull up yer Scots (21) \*\*\*

RH, JS

Float like a butterfly (16) \*\*\*

SJ, RH 2016


Bloody Sunday (18) \*\*\*\*

RH, SJ 2016

Sting like a bee (18) \*\*\*\*

SJ, RH 2016

3 and 20 hours and 5  
and 50 minutes  
Grade: 20  
Garreth Bird, Damien  
Schumann  
(wall at end of gulley  
near Minus Onesie)







This is the one that looks like an impossible ships prow on the right side.


From Thee Gulley, continue into the next gulley over some boulder and take the next right.

L>R

Blood on the Dance Floor (21) \*\*\*  
RH, SJ 2016

Highlander (26/27) \*\*\*  
JS 2016

Outlander (24) \*\*\*\*\*  
Sustained crack system. Very aesthetic.  
JS, RH



Graete Skott! (21) \*\*\*  
RH, 2016



## The Gates



7 Joyride (16) \*\*\*

SJ, RH 2016

8 Shits and giggles (15) \*\*\*

SJ, RH 2016



7a Blood Moon (20) \*\*\*


RH, SJ 2016

7b The Gatekeeper (22) \*\*\*\*

RH, SJ 2016



# The Outer Rim



L->R

Jacobite King (26)

JS, 2016

Use the Force (23) \*\*\*

JS, RH

In a galaxy far away (15) \*\*\*

RH, MP 2016





L->R

Baton Beach (18)

RH, MP, MB2



In one of the side gullies leading NE from  
the Outer Rim, and to the NW of The Gates

Voyager (21) \*\*\*

Start behind the huge boulder

RH, 2016

## The Tsotsi Area (South area of Summit)



L>R

Tsotsi Number 2 (20) \*\*\*

RH 2016

Tsotsi Number 1 (22) \*\*\*\*\*

One of the most aesthetic lines at Turret Peak.

Climb the crack system in the corner leading up to the finger crack in the obvious open book. Continue past the small overhang onto the juggy face. Climb this to the top. Rack small cams on the left.

CN, MT 2014



# The Bread Area - Front



Sun most of the day

L>R

## 1. Crust (14)

Climb the giant diagonal flake to the top starting in the little hollow on the right

## 2. Crumb (22)

Start as for crust but break out right about half way on to the corner.

## 3. Wholemeal (18)

Start around the right hand corner of the crag climb leftwards back onto the face and straight up past some flake like features.

All lines done by CN, NR, MT

## The Bread Area – South side



Sourdough (26)  
Short and fierce finger crack. Tape useful.  
DS 2016

Closer toward the Turret:

L>R  
21 (Philip's),  
19 (Garreth's),

Wensleydale (21)  
DS 2016



Upstream from the Austrian Wall, on the valley that leads up to the back of the Bread Area.

Copperhead (24) \*\*\*\*

Superb line, but loses a star as it is very height dependant. Will be harder/impossible for those of lesser wingspan. Committing start.

RH, 2016



# Austrian Wall (aka The Wings Wall )



## Wings of Icarus (18) \*\*\*\*

Start under an overhanging arête (cain).

The first few moves can be protected by placing pro on the inside of the arête.

Pitch 1. 35 m (18) Pull up on jugs, climb the outside of the arête to a small plateau. The grey arête continues to the right but looks blank, step left across the chimney and continue up an amazing spine/rib next to an orange streak to a small roof. Step across the orange streak and climb the bulge above the roof to an overhanging band of rock, mantle through. Continue up on the right hand side of the chimney. Stance in a comfy recess.

Pitch 2. 35 m (16) It's possible to easily pull through the roof slightly left of the stance exactly below the rock feature on top that looks like 2 wings (big overhang with a deep break). Climb straight up into the wings pull through and finish on jugs.

AH, UP 2014

Pink Virgin (17)

P1: 15, P2: 17

JW, KL, DS, Jan 2017

Space Balls (18)

P1 (13) Undercut start up to a small roof and then up and slightly left to a large ledge.

P2 (15) Pull through a small roof on jugs and up the shallow crack in the smooth wall. Step left to the big crack and climb the jugs on the right hand, east facing wall to a huge ledge.

P3 (18) Climb jugs to the big roof split by a curving chimney. With protection at the base of the roof, lean far out and place a bomber purple, 0.5 Camelot in a short rail just above the lip of the right hand side of the chimney. Swing out onto the lip of the roof next to the purple cam, crank up, and step left across the chimney, and then up on jugs to the top.

KL, JW, DS, Jan 2017



Sunset Lightning (24/ 19A1):

Small wire useful for aid in upper corner

P1: 15, P2 24/19A1

PO, GB 2016

Whipper Taal (25) \*\*\*\*\*

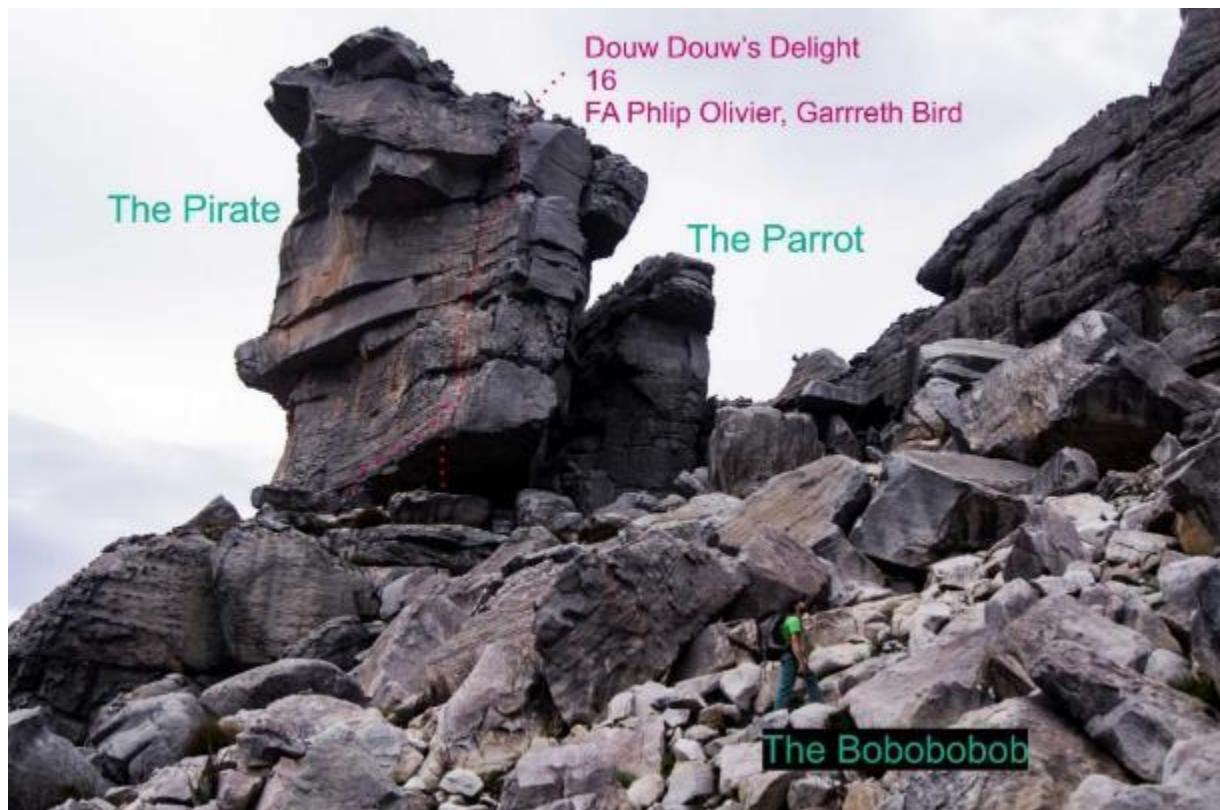
P1:24, P2:25, P3:23

At least 3 large cams (Camalot 2-4) useful for the rail.

“You rail, and you rail, and you rail, and you rail – all the way to Wupertal!”

JS, GB 2016





## Slither Sector



The  
L>R

Medium Rare (16) \*\*\*\*  
Tope section is a bit run out  
LE, AT 2016

Diaper Viper (16) \*\*\*  
RH, MT





## The Perchling

L>R

Chicken Dinner (18) \*\*\*\*

LE, RH 2016

(17) \*\*\*

RH, LE



## The Look Out

L>R

Dyna Matrix (23) \*\*\*\*


Fierce start feels like 26 until you find a good sequence. Much easier but aesthetic after that up the left side of prow, finishing at apex.

RH, FW 2018

Cuatro Queso (16) \*\*\*

RH, FW 2018





### **The Sausage Factory - front**

L>R

Pork Banger (16) \*\*\*

LE, WG

Crystal Wors (15) \*\*\*

RH, 2016

Boerie Adder (13) \*\*\*

RH, 2016

Chicken Tikka (15)

GP, LE

Bangers and Ladders (14) \*\*\*\*

RH, 2016

Roast Rump (16)

LE, WG

Chicken Breasts (12)

MT, AT

? ()

DS, GP 2016

Porky Python (13) \*\*\*

RH 2016

Long Salami (18)

LE, WG

Extrawurst (18) \*\*\*

WG, LE

Rattle Snag (13) \*\*

RH 2016


Top section The Russian Rinkals visible (next page)

**The Sausage Factory**

**The Abattoir**

**The Butchery**

**Little Box  
of Terror**



The Sausage Factory - left

L>R

Chorizo (16) \*\*\*

WG, LE 2016



The Sausage Factory - right

The Russian Rinkals (23/4) \*\*\*\*

Great varied climbing with a short crux at the steep crack.  
RH, MT 2016

The Abattoir (pic below)

L>R

Grizzle n Bone (21/22) \*\*\*\*


WG, LE 2016

??? ( )

DS2, GP, LE 2016

Cryptic Cobra (25?) \*\*\*

Very hard to grade. Bizarre puzzle that spits you off until  
you work it put and then it still feels desperate!  
RH, MT 2016





# LBT and The Butchery



## The Little Box Terror

Separation Anxiety (22?)\*\*\*\*

Great route on an amazing feature, but not for the timid or short of height.

Follows the break up the centre of the face to a massive chicken head, below a blank bulge.

Contort, balance, gecko, levitate or jump from the chicken head to the good holds far above.

RH 2018

## The Butchery

L>R

Bradwurst Boa (21) \*\*\*\*

Great sustained climbing. Easier than it looks at the start.

RH, MT 2016

??? (?) \*\*\*

LE, RH 2016



The Terrarium

L>R

Bucolic Beginning (16) \*\*\*\*

GP, .... 2016

Chorizo Eel (21) \*\*\*\*

RH, MT, WG

A Path Best Followed (23) \*\*\*\* Top rope

WG

Diamondback (18) \*\*\*

RH, MT 2016

# Bouldering



Hypermagical boulder - the boulder with the obvious diagonal line that you see from the cave.

"Kelly's line 5C" Straight up from grass tuft.

"Hypermagical Ultraomnipotence", 6C - the diagonal line



"Senile Delinquency", 6A - the overhanging face with the pockets above Tinie's bed.

"Infantile Geriatrics", 6A+ - the corner right of "Senile Delinquency" and just left of Tinie's boulder problem.

"Tinie's problem", grade 5C+? just right of "Infantile Geriatrics".



## Guilty Parties:

AH – Anita Hintringer  
BG – Brian Godfrey  
CE – Charles Edelstein  
CN – Caro North  
CS – Charlie Standing  
DV – Dirk Versveld  
DS – Douw Steyn  
DS2 – Damien Schumann  
GB – Garrreth Bird  
GR - Gabriel Ravenscroft  
GP – Gaelen Pinnock  
JL – Johann Lanz  
JS – Jimbo Smith  
KL – Kate Larmuth  
KM – Kelly Mcleod  
MB – Marie Bosman  
MB2 – Megan Beaumont  
MJ – Megan Jones  
MP – Marian Penso  
MT – Moritz Thilo  
NR – Nadia Royo  
OW – Oliver Williams  
PO – Phlip Olivier  
RH – Richard Halsey  
UP – Uwe Pitsch  
WLR – Willem Le Roux